

# Patient Instructions for Collecting **Stool Specimens**

## For Immunochemical Fecal Occult Blood Testing (iFOBT)

For accurate results: Read all package insert directions carefully before sample collection. Test results may be invalid if sample is not collected properly.

### Step

1

- A. Fill in all required information on the sampling bottle.

5Y604/2007.05  
Name \_\_\_\_\_  
Age \_\_\_\_\_ M F  
Date \_\_\_\_\_  
Store at 2-30°C

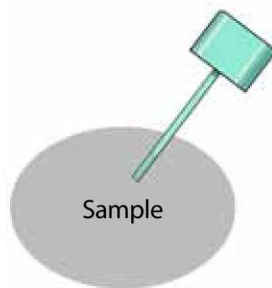
- B. Open green cap by twisting and lifting.




### Step

2

- A. Scrape the surface of fecal sample with the sampling probe.



- B. Cover the grooved portion of the sampling probe completely with stool sample.



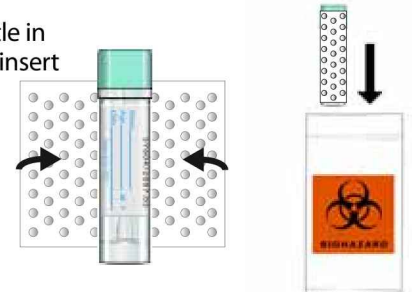
### Step

3

- A. Close sampling bottle by inserting the sampling probe, and snap green cap on tightly. Do not reopen.



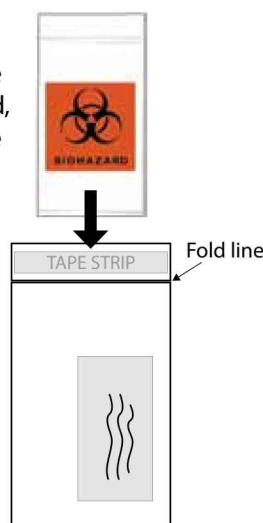
- B. Wrap sampling bottle in absorbent pad and insert into plastic bag.



### Step

4

- A. Insert plastic bag with sample bottle and absorbent pad, **together with the test requisition or physician's prescription**, into envelope.



- B. Peel tape from flap of envelope. Fold flap at line. Press flap firmly to seal. Return envelope to your doctor or place in the US Mail for direct delivery to the laboratory.

